


























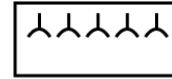
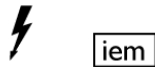
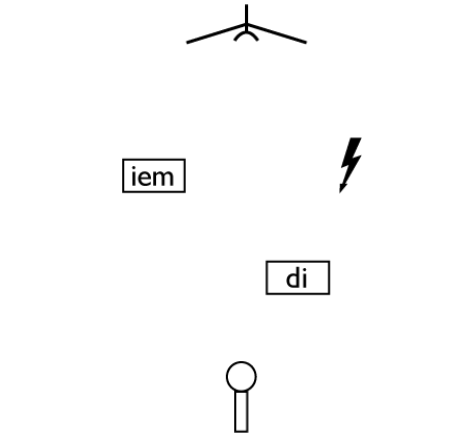
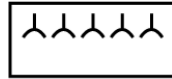
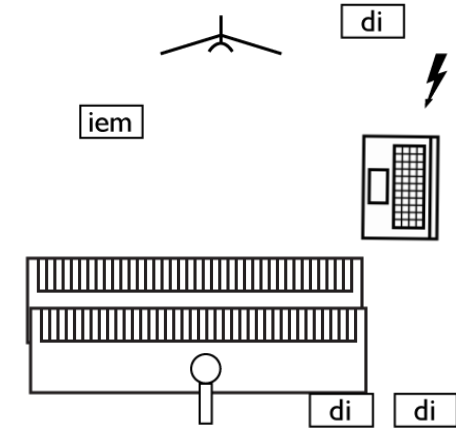
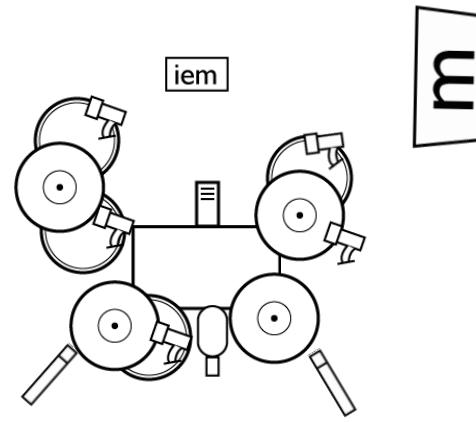
Mitchell Opera House

Inputs





-  Jeff (headset mic)
-  Kevin
-  Lee
-  Pat
-  overhead 1
-  overhead 2
-  floor tom 1
-  floor tom 2
-  hi hat mic
-  rack tom 1
-  snare mic
-  Kick Drum Mic
-  acoustic Di
-  acoustic DI
-  Bass Di
-  electric di
-  keys L
-  Keys R
-  lead guitar di

Outputs

-  drummer wedge
-  gene iem
-  jeff iem
-  kevin iem
-  lee iem
-  pat iem



Other Items

-  Guitar Stand (2)
-  Guitar Rack (2)
-  Power Outlet (4)
-  Laptop

Notes

1. Each performer will need a separate monitor mix and a splitter snake to hook up to our mixer for in ear monitor mixing. If a splitter snake is unavailable, name of app to use for monitor mixing. Each performer will supply their own iPad.